























P-TESTER PART LIST

No.	PART NUMBER	IMAGE	PART NAME	FUNCTIONS
1	MS004-METER		Meter measure pressure	Used to measure compression pressure in engine cylinder and fuel pump/ common rail pressure for motorcycles and automobiles.
2	MS004-T1		One-way valve	Used to measure engine cylinder compression pressure for motorcycles and automobiles
3	MS004-T2		T-coupling	Used to connect connection pipe to meter and other fuel pipes
4	MS004-T3		Connector	Connect with rubber pipe (big type) for SH Honda
5	MS004-T4		Connector	Connect with small rubber pipe (type 1) for motorcycles
6	MS004-T5		Connector	Connect with small rubber hose (type 2) for motorcycles
7	MS004-T6		I-coupling	Used to measure combustion chamber compression pressure for automobiles
8	MS004-T7		Coupling	Used to measure fuel pressure of automobile
8	MS004-P1		Fuel pipe (big type 1)	Used to measure fuel pressure for motorcycles and automobiles
9	MS004-P2		Fuel pipe (big type 2)	Used to measure fuel pressure for motorcycles and automobiles
10	MS004-P3		Pressure connection pipe (Small type)	Used to connect from pressure measuring meter to T-coupling to measure fuel pressure and engine cylinder pressure

INSTALLATION GUIDE

CONTENT	PARTS	COMPLETION INSTALLATION IMAGE
<p>MEASURE FUEL PRESSURE FOR MOTORCYCLES (For motorcycles have small pipe)</p>	 <p>MS004-METER + MS004-P3 + MS004-T2 + MS004-T4 + MS004-P1</p>	
<p>MEASURE FUEL PRESSURE FOR MOTORCYCLES (For motorcycles have big pipe) Example: SH125/150, exported SH)</p>	 <p>MS004-METER + MS004-P3 + MS004-T2 + MS004-T3 + MS004-P2</p>	
<p>MEASURE FUEL PRESSURE FOR AUTOMOBILES (For automobile have small pipe)</p>	 <p>MS004-METER + MS004-P3 + MS004-T2 + MS004-T5 + MS004-P2</p>	

<p>MEASURE FUEL PRESSURE FOR AUTOMOBILES (For automobile have big pipe)</p>	 <p>MS004-METER + MS004-P3 + MS004-T2 + MS004-T3 + MS004-T7 + MS004-P2</p>	
<p>MEASURE COMBUSTION CHAMBER PRESSURE FOR MOTORCYCLES</p>	 <p>MS004-METER + MS004-P3 + MS004-T1</p>	
<p>MEASURE COMBUSTION CHAMBER PRESSURE FOR AUTOMOBILES</p>	 <p>MS004-METER + MS004-P3 + MS004-T1 + MS004-T6</p>	